



ATTENTION:

Prior to operating this product, carefully read these instructions to assist you in operating and maintaining your product.

Thank you for your purchase!

⚠ WARNING:

CHOKING HAZARD. SMALL PARTS. NOT A CHILD'S TOY.
NOT FOR CHILDREN UNDER 3 YEARS.
ADULT COLLECTIBLE. RECOMMENDED FOR AGES 15+.
PATENT PENDING. Informational Application Number PCTSG2008000307



MANUFACTURED BY

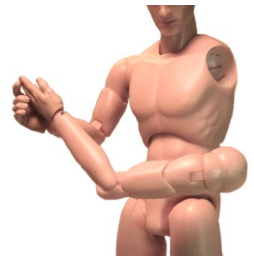
DIID
DAY2DAYTRADING.COM



ATOModel Basic Functions:



Intro: The ATOModel body is an artistically and technically optimized model! Create incredible stances, subtle poses, and realistic movements with over 30 points of articulation. The shoulders “pop” in and out to allow for easy dressing. It is compatible with 1:6 scale figures and accessories.



UNIQUE FEATURE Pop Out Arms: The arms have a ball in socket connection. Carefully pop the arms to assist with pulling on and off clothing.

Pop Off Hands: The hands arms have a ball in socket connection. Carefully pop the arms to assist with pulling on and off clothing. If hands are designed with a delicate parts, such as a gloves or other design embellishments, use only the stiff part of the hand to pop on and off hands. Do not to apply pressure to the any delicate parts.



Articulation: Over 30 points of have been engineered to give collectors the control to make dynamic poses and stances. We paid special attention to tightness and friction for the figure to be able to hold accessories.



ATOMedia

Artistic Technical Optimal Model: 1:6 Scale Body + Internal MP3 Player + Recorder

ATOMedia Basic Functions:



Intro: ATOMedia has all the functions of the ATOModel with the exclusive internal audio device, 1 GIG of flash storage, and over 25 functions, you can play MP3 files and record your own sounds! Download new files, manage them from your computer, and recharge the battery via a USB port. Remote allows you to control the audio from across the room. One remote is included with each body. **CUSTOMIZE YOUR ONE SIXTH SOUND!**

Audio File Types: MP3, WMA, WAV are all compatible with ATOMedia.

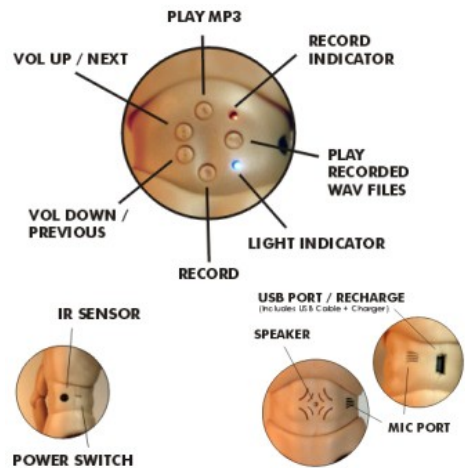
Power: Toggle the switch in the up position. The device needs a few second to “boot” and power on properly. Once both the red and blue LEDs show, it is ready for operation.

NOTE: If no buttons are pressed, the device will auto shut off within 20Seconds.

Play Audio Mode: Press the PLAY button to play the files. Press Play again to pause.

Record Audio Mode: Press the record button to switch to Record Mode. While red light is flashing, speak into the microphone. The device will create a WAV file of your sound. See File Management for access to recorded files.

NOTE: For best results, keep sound source 6 – 10 inches from the mic port. Recording while too close or too loud will result in distortion. Recording while too far away will result in poor quality.



Play Recorded Audio: While in Record mode, press play to listen to recorded files.

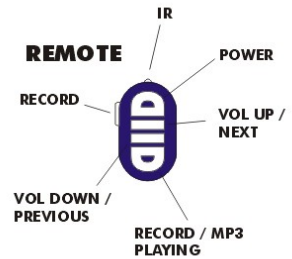
Volume Up / Down: Press and hold the Up / Down buttons to make the volume go up or down. NOTE: Sound quality results will vary depending on the attributes of the recorded file.

Next / Previous Track: Quick click and release the Up / Down buttons to move to previous or next track.



ATOMedia Remote Control Functions: The remote buttons operate in the same way as the buttons on the back of the ATOMedia body. The remote works best within 10 meters, 120 degree angle, and line of sight of the IR receiver on the body. Layers of clothes can inhibit the performance of the remote.

NOTE: The remote for the ATOMedia is exclusively available from GoHero.com. It is not included in pieces purchased from other outlets.



Battery: The ATOMedia comes with a rechargeable battery. An average charge will last between 2 hours of continual use.

USB Recharge: Turn off device and associated programs. Plug **USB** into your computer using the cable provided. Only the red light will light while it is charging. The blue light will light once it is finished charging. An average charge should take 3 – 4 hours. If the device overheats, discontinue use.

Adapter Recharge: Turn off device. Plug **USB** into the adapter and USB cable provided. Only the red light will light while it is charging. The blue light will light once it is finished charging. An average charge should take 3 – 4 hours. If the device overheats, discontinue use.

File Management: Switch on the ATOMedia device and plug **USB** into your computer using the cable provided. NOTE: There is no proprietary software required to manage your files. Open My Computer (Window 2000 or higher) or Finder (MAC) to access the drive. On the root you will see an MP3. Copy and past your files onto the root and they will now be useable through the ATOMedia sound. Files will play in alphabetical order.

Recorded Files: These files will be created in a folder called *RECORD/VOICE*. The files will be called REC001, REC002 and so on.

CAUTION: DO NOT disconnect USB or the files may be deleted or destroyed.

Technical Specifications: The ATOMedia is **CE** and **RHOS** tested and certified.

Memory: Built in 1 Gigabyte SANSUNG Flash Memory
Battery: Lithium Chargeable battery 240mAh/3.7, Voltage 5.0V, Electric Current 80mA time for 5-6 hours.
USB: Transmission speed USB2.0 (Maximum 600KBPS)
MP3 Bites: 32KBPS - 320KBPS
WMA Bites: 32KBPS - 256KBPS
Operating System: Windows 98/2000/XP/Me/NT/Mac OS 8.6 or above
Remote Battery Specifications: CR2016 Type X 2.



Warranty: If this product is defective, please contact **orders @gohero.com**. Be sure to include the following information: Name, Contact, Description of Problem, and a copy of your receipt. The ATOMedia body and Non-Electronic parts of the ATOMedia body are guaranteed for **1 (one) year**. The Electronics of the ATOMedia body are guaranteed for **90days** from purchase. Email for replacements parts. Shipping is not included in coverage.

DISCLAIMER: This is an adult collectible and while it is made to withstand a normal degree of wear and tear, do not put undue stress on the seams. Do not get wet. Do not put in heat, dust, humidity or cold. Extreme dry conditions may result in static. Do not drop. Do not swing around. If the device heats up during use, discontinue using. Improper use of device may result in corrupt, lost files, or damaged hardware. Product may contain manufacturer files pre-loaded in sealed package pertaining a specific project. The manufacturer is NOT responsible for any files, created, preloaded, modified, edited, or added content downloaded or recorded on the device. As with any recording technology, users are not permitted to use any copyrighted material without permission. Please do not create or use obscene or offensive materials. These instructions contain prototype photos. The final product may vary. A different head will be included.

Legal: This product is PATENT PENDING: International Application Number PCT/SG2008000307. The ATOMedia and ATOMedia represent a substantial investment on the part of Day2Day Trading resulting in several new innovations. Any companies offering this product or a similar one without the Day2Day permission are counterfeiters and will be prosecuted to the fullest extent of the law.

© Day2Day Trading 2009. Patent Pending. Made in China for Go Hero LLC. For more amazing original and retro style collectibles, Visit WWW.GOHERO.COM! For production services, contact www.Day2Daytrading.com